

COMPLIANCE REPORT

O.A. No. 606/2018

**(Compliance of Municipal Solid Waste Management
Rules, 2016 and other Environmental Issues)**

SUBMITTED BY

CHANDIGARH ADMINISTRATION

June, 2025

INDEX

S.No.	Description	Page No.
1.	Introduction	1
2.	Summary	1-4
3.	Status on Compliance of Directions of Hon'ble National Green Tribunal.	5-11
3.1	Ring-fenced account	5
3.2	Status of Liquid Waste Management	5-8
3.3	Status of Solid Waste Management	8-11
4.	Annexures	12-30

1. INTRODUCTION

The said matter of Hon'ble National Green Tribunal in O.A. No. 606/2018 (Compliance of Municipal Solid Waste Management Rules, 2016 and other Environmental Issues) relates to the issues of solid as well as liquid waste management and is being monitored by the Chief Secretary of U.T. Chandigarh. Chandigarh Administration filed a status report on 04.12.2024 and the Chief Secretary; U.T. Chandigarh appeared before the tribunal on dated 12.12.2024 through video conferencing. Thereafter an order (dated 12.12.2024) was passed by Hon'ble Tribunal and the status w.r.t. the directions issued is given below.

2. SUMMARY OF STATUS OF COMPLIANCE OF DIRECTIONS OF HON'BLE NGT

S.No.	Directions	Action taken	Remarks						
1.	<p><u>Ring Fenced Account :-</u></p> <p>Out of Rs 282.0 Cr. made available on sewage and solid waste management, an expenditure of Rs 189.07 Cr. has been incurred. However, we find that there are activities left out that need to be targeted, and the balance amount should accordingly be utilised.</p>	The balance amount is being utilized strictly as per the directions of the Hon'ble NGT.	Being Complied						
2.	<p><u>Liquid Waste Management:-</u></p> <p>i) Out of 232 MLD of sewage generation, 228.3 MLD is treated in 8 STPs having a designed capacity of 253.5 MLD.</p>	<p>The quantity of sewage treated in the STPs for the month of May, 2025 is given below:</p> <table border="1"> <thead> <tr> <th>Quantity of sewage generation (MLD)</th> <th>Treatment capacity of STPs (MLD)</th> <th>Utilization in STPs (MLD) May, 2025</th> </tr> </thead> <tbody> <tr> <td>232 Approx.</td> <td>253.5</td> <td>228.9</td> </tr> </tbody> </table>	Quantity of sewage generation (MLD)	Treatment capacity of STPs (MLD)	Utilization in STPs (MLD) May, 2025	232 Approx.	253.5	228.9	Complied.
Quantity of sewage generation (MLD)	Treatment capacity of STPs (MLD)	Utilization in STPs (MLD) May, 2025							
232 Approx.	253.5	228.9							
	<p>ii) The existing gap of 3.7 MLD is for Faidan village/ outskirts/ peri urban area for which in the previous order it was directed to find out options for ensuring its management either through modular STP or connecting to</p>	Options have been explored for tapping of sewage generation from Faidan village/ outskirts/peri urban area which is a private land and is situated on the boundary of Chandigarh and Punjab. While addressing location specific challenges, two sites have been finalized for setting up of modular	Work in progress.						

	existing STPs. However, we find that no disclosure has been made on resorting to any option with time frame.	STPs of adequate capacities for treating the sewage of entire village. The work of installation of first modular STP is likely to be completed by 15.09.2025.	
iii)	We find contradictory results reported by UT Administration and those reported by the Joint Committee on the performance of STPs. As per the Joint Committee's report, samples collected from outlets of 8 STPs disclose high Faecal Coliform (FC) for Diggian, Kishangarh, Raipur Khurd and Maloya STPs. Further, Total Nitrogen has been exceeding and steps therefore shall be taken to address the issue of FC and TKN.	Feasible steps are being taken in consultation with expert organizations like Central Pollution Control Board, Punjab Engineering College, Chandigarh etc. and the service providers of the STPs for improvising and achieving the defined limits for all the parameters especially Total Nitrogen. Presently, all the 8 STPs are meeting with latest norms of BOD < 10 mg/l, F. Coli < 100 MPN/100 ml and Total Nitrogen < 10 mg/l.	Complied.
iv)	After having treated sewage complying with the Standards directed by the Tribunal in OA 1069/18, it should be utilised for secondary purposes. Therefore, we direct to complete the works of the conveyance system with identified utilisers.	For utilizing Tertiary Treated (TT) water; distribution lines are being laid including in industrial areas so that TT water can be used upto maximum possible extent. The civil work of Underground Reservoirs (UGRs) at STPs at Raipur Kalan, Maloya and 3BRD is completed and the work of laying of 165 km TT water distribution network is at advanced stage. Entire work is likely to be completed by 31.08.2025. The areas covered under TT water project include kanal houses in sectors, schools, colleges, community centers, govt. offices, roundabouts, green belts, parks including neighbourhood parks, road berms etc.	Being Complied.
	Solid Waste Management		
i)	Out of the disclosed waste generation of 500 TPD, 495 TPD is being processed and the gap of 5 TPD is dry waste, and this gap needs to be filled up expeditiously.	As per the commitment made before Hon'ble NGT, the shredder for processing of cloth/seat cover/mattresses has been installed and is fully functional since Feb, 2025.	Complied.

ii)	We find no disclosure of Authorizations granted to operating processing plants under MSW Rules and norms prescribed for their compliance and monitoring.	MCC has obtained consent/authorization for MSW processing plants, MRFs, legacy waste processing sites and STPs. The details are placed at Annexure 'C' . The compliance is being regularly monitored by CPCC.	Complied.
iii)	We further find that the leachate treatment plant was not properly operating, and also, no disclosure has been made about the utilisation of leachate and disposal.	<p>At present 02 Nos. Leachate Treatment Plants are installed at the landfill site:</p> <p>i. LTP of 100 KLD capacity is installed at windrow composting plant to process leachate generated from wet waste processing plant. A pre-filtration chamber has been installed to enhance the performance of the LTP.</p> <p>ii. LTP of 26 KLD capacity is installed in the new landfill site wherein leachate generated from the legacy waste is being treated.</p> <p>Regular sampling is being done to check performance of the LTPs. The treated leachate is being channelized into nearby STP for further treatment.</p>	Complied.
iv)	We find that 0.20 LMT of legacy waste is yet to be remediated. The effective steps to achieve zero legacy waste need to be disclosed. Categorical disclosure has not been made about the operation of existing landfills exclusively operated for handling inert waste as per MSW rules. Further, some of the inserts must be going to low-lying areas but, no mention is made of identifying and designating such areas. The extent of land reclaimed after remediation of 20 acres of old dump site is to be clearly disclosed.	<p>i. Remaining 0.2 LMT of legacy waste has been remediated. The categorical disclosure of landfill site is given below:</p> <ul style="list-style-type: none"> • The dumping ground is spread over 45 acres of land. Out of this, 20 acres of land which was used earlier, is no longer in use for the purpose of dumping and is bio-remediated. Entire area of 20 Acres has been re-claimed. The survey report of reclaimed area is placed at Annexure 'D'. • Out of remaining 25 acres, 8.28 acres of land was developed as sanitary landfill site which is now no longer in use for the purpose of dumping and is bio-remediated. A portion of remaining land of 16.72 acres (capped and covered) is used to set up a new landfill site which is currently being used to dump inerts only. 	Complied.

		ii. Only inerts/rejects are being dumped onto the new landfill site. The bio-soil generated during bio-remediation has been used for filling low lying places in Chandigarh.	
v)	We direct to ensure the operation of existing waste processing facilities with due Authorization, compliance with norms, defining utilisation of Products and management of pre and post-rejects. Further, it must be ensured that no unprocessed or other waste is deposited at remediated legacy waste sites. The leachate treatment plant should be properly maintained and there should be no effluent spills around it. There should be no stagnation of leachate within the premise on account of effluents by passing the leachate treatment plant.	<p>All the waste processing facilities are operational with due Consent/Authorization. There is 100% collection, scientific processing and treatment of all categories of Municipal Solid Waste (MSW). Mass balance diagram for the month of May, 2025 of municipal solid waste generated, transferred, processed and disposed of is attached as Annexure 'E'.</p> <p>It is ensured that no unprocessed waste is dumped at cleared sites. Further, ensured that the LTPs are fully functional and there is no spillage/stagnation of leachate in/around wet waste treatment facility.</p>	Complied.



Director Environment
Chandigarh Administration

3. STATUS ON COMPLIANCE OF DIRECTIONS OF HON'BLE NATIONAL GREEN TRIBUNAL

3.1 Ring Fenced Account

3.1.1 NGT Direction: Out of Rs 282.0 Cr. made available on sewage and solid waste management, an expenditure of Rs 189.07 Cr. has been incurred. However, we find that there are activities left out that need to be targeted, and the balance amount should accordingly be utilised.

Status:

- i. The balance amount is being utilized strictly as per the directions of the Hon'ble NGT i.e. for the left out activities viz. bio-remediation of legacy waste, installation of modular STPs at Faidan village, installation of new leachate treatment plant at landfill site, etc.
- ii. Remaining amount will be utilized for further left out activities and restoration measures in the field of solid waste and liquid waste management as and when required from time to time.

3.2 Liquid Waste Management

3.2.1 NGT Direction: Out of 232 MLD of sewage generation, 228.3 MLD is treated in 8 STPs having a designed capacity of 253.5 MLD.

Status:

- i. Chandigarh has more than 100% treatment capacity. At present eight (8) Sewage Treatment Plants (STPs) are operational with combined treatment capacity of 253.5 MLD (photographs of all STPs are attached as **Annexure 'A'**). The quantity of sewage treated in the STPs for the month of May, 2025 is given below:

Quantity of sewage generation (MLD)	Treatment capacity of STPs (MLD)	Utilization in STPs (MLD) May, 2025
232 Approx.	253.5	228.9

All the waste water is being treated in STPs and no untreated waste water is being released into drains. Further, process is already going on for the installation of Modular STP for treatment of waste water generated in Faidan village.

3.2.2 NGT Direction: The existing gap of 3.7 MLD is for Faidan village/ outskirts/ peri urban area for which in the previous order it was directed to find out options for ensuring its management either through modular STP or connecting to existing STPs. However, we find that no disclosure has been made on resorting to any option with time frame.

Status:

Options have been explored for tapping of sewage generation from Faidan village/ outskirts/peri urban area which is a private land and is situated on the boundary of Chandigarh and Punjab. While addressing location specific challenges, two sites have been finalized for setting up of modular STPs of adequate capacities for treating the sewage of entire village. The work of installation of first modular STP is likely to be completed by 15.09.2025.

3.2.3 NGT Direction: We find contradictory results reported by UT Administration and those reported by the Joint Committee on the performance of STPs. As per the Joint Committee's report, samples collected from outlets of 8 STPs disclose high Faecal Coliform (FC) for Diggian, Kishangarh, Raipur Khurd and Maloya STPs. Further, Total Nitrogen has been exceeding and steps therefore shall be taken to address the issue of FC and TKN.

Status:

- i. As per the direction utmost care is being taken in operation of STPs. Various steps are being taken in consultation with expert organizations like Central Pollution Control Board, Punjab Engineering College, Chandigarh etc. and the service providers of the STPs for improvising and achieving the defined limits for all the parameters especially Total Nitrogen.

- ii. As per the testing done for the month of June, 2025 in the laboratory of Chandigarh Pollution Control Committee (NABL accredited); all the 8 STPs are meeting with latest norms of BOD<10 mg/l, F. Coli<100 MPN/100 ml and Total Nitrogen<10 mg/l. Further, more modifications are being done as per the advice of experts and their operational experience.

STATUS OF SEWAGE TREATMENT PLANTS


Location	Capacity (MLD)	Utilization (MLD)	BOD (mg/l) June, 2025	Fecal Coliform (MPN/100ml) June, 2025	Total Nitrogen (mg/l) June, 2025
Diggian	135	128.84	3.0	BDL*	8.8
3 BRD	50	46.41	BDL	BDL	8.3
Maloya	22.5	17.07	2.1	BDL	6.7
Dhanas	7.5	4.27	3.8	BDL	6.4
Raipur Kalan-I	22.5	21.86	3.3	BDL	6.0
Raipur Khurd	9.0	8.52	2.1	BDL	7.3
Raipur Kalan-II	5	0.81	BDL	BDL	1.6
Kishangarh	2	1.10	BDL	BDL	4.2

*BDL – Below Detection Limit

- 3.2.4 NGT Direction:** After having treated sewage complying with the Standards directed by the Tribunal in OA 1069/18, it should be utilised for secondary purposes. Therefore, we direct to complete the works of the conveyance system with identified utilisers.

Status:

- i. For utilizing Tertiary Treated (TT) water; distribution lines are being laid including in industrial areas so that TT water can be used upto maximum possible extent. The civil work of Underground Reservoirs (UGRs) at STPs at Raipur Kalan, Maloya and 3BRD is completed and the work of laying of 165 km TT water distribution network is at advanced stage. Entire work is likely to be completed by 31.08.2025. The areas covered under TT water project include kanal (5445 sq. ft.) houses in sectors, schools, colleges, community centers, govt. offices, round


Director Environment
Chandigarh Administration

abouts, green belts, parks including neighbourhood parks, road berms etc. Till date, TT water connections have been released by Municipal Corporation Chandigarh (MCC) to the following identified utilisers.

- a) Rose Garden, Sector 16; Golf Course, Sector 6; Mini Rose Garden, Sector 24; Fragrance Garden, Sector 33, Rajendra Park, Sector 1; Shivalik Garden, Manimajra; Green Belt sector – 30, Residential parks in sector 46, 47, 43, 44 & Maloya
 - b) Plots in Industrial Area, Phase-I including C&D Plant and MRF Center
 - c) Haryana Roadways Workshop, Industrial Area, Ph-II.
 - d) Kanal Houses: 2850 Nos.
 - e) Institutions: 154 Nos.
 - f) Roundabouts: 20 Nos.
- ii. Further provisions have been made to meet the water requirements of all roadside vegetation with TT water only. Also ensured that TT water is utilized upto possible extent for dust mitigation measures as well.


 Director Environment
 Chandigarh Administration
3.3 Solid Waste Management

3.3.1 NGT Direction: Out of the disclosed waste generation of 500 TPD, 495 TPD is being processed and the gap of 5 TPD is dry waste, and this gap needs to be filled up expeditiously.

Status:

- i. The average municipal solid waste generation is 500 TPD in U.T. Chandigarh. 100% waste is collected door to door in four categories namely dry, wet, sanitary and domestic hazardous waste in GPS enabled compartmentalized vehicles. The collected waste is sent to 03 Nos. Material Recovery Facilities for secondary segregation and further processing. Chandigarh has more than 100% treatment capacity. The relevant photographs of all facilities are attached as **Annexure 'B'**.

Further, as per the commitment made before Hon'ble NGT, the shredder for processing of cloth/seat cover/mattresses has been installed and is fully functional since Feb, 2025. RDF produced is being supplied to cement manufacturing units. Further, the compost produced from wet waste is being utilized by MCC in various parks/ gardens of the city. The status of municipal solid waste management in Chandigarh is given as following:

Quantity of waste generation (in TPD) May, 2025	Waste Processed (in TPD)	Gap in generation & Processing (in TPD)	Quantity of waste being disposed in landfills (in TPD)
487 Approx.	487 Approx.	NIL	27 Approx. (inerts/rejects)

3.3.2 NGT Direction: We find no disclosure of Authorizations granted to operating processing plants under MSW Rules and norms prescribed for their compliance and monitoring.

Status:

- i. MCC has obtained required consent under Water Act/Air Act and authorization under MSW rules and Hazardous Waste rules for MSW processing plants, MRFs, legacy waste processing sites and STPs (details are attached at **Annexure 'C'**). The compliance is being regularly monitored by CPCC.

3.3.3 NGT Direction: We further find that the leachate treatment plant was not properly operating, and also, no disclosure has been made about the utilisation of leachate and disposal.


Status:

- i. At present 02 Nos. Leachate Treatment Plants are installed at the landfill site:

- a) LTP of 100 KLD capacity is installed at windrow composting plant to process leachate generated from wet waste processing plant. A pre-filtration chamber has been installed to enhance the performance of the LTP.

- b) LTP of 26 KLD capacity is installed in the new landfill site wherein leachate generated from the legacy waste is also being treated.
- ii. Regular sampling is being done to check performance of the LTPs. The treated leachate is being channelized into nearby STP for further treatment. The photographs of the LTPs are attached at **Annexure 'D'**.
- iii. In addition to the above, in order to treat access leachate generated during monsoons, a new LTP of 250 KLD at the tail end of dumping ground is being proposed. The RCC drain/channel is being constructed alongside the boundary to channelize the collected leachate to this new LTP. The entire work is proposed to be completed by the end of this year.

3.3.4 NGT Direction: We find that 0.20 LMT of legacy waste is yet to be remediated. The effective steps to achieve zero legacy waste need to be disclosed. Categorical disclosure has not been made about the operation of existing landfills exclusively operated for handling inert waste as per MSW rules. Further, some of the inerts must be going to low-lying areas but, no mention is made of identifying and designating such areas. The extent of land reclaimed after remediation of 20 acres of old dump site is to be clearly disclosed.


Director Environment
Chandigarh Administration

Status:

- i. Remaining 0.2 LMT of legacy waste has been remediated. The categorical disclosure of landfill site is given below:
 - a) The dumping ground is spread over 45 acres of land. Out of this, 20 acres of land which was used earlier, is no longer in use for the purpose of dumping and is bio-remediated. A wet waste processing plant having 300 TPD capacity and a mixed waste processing plant have been developed on some portion of the cleared site. The survey report of reclaimed area is placed at **Annexure 'E'**. Entire area of 20 Acres has been re-claimed.
 - b) Out of remaining 25 acres, 8.28 acres of land was developed as sanitary landfill site which is now no longer in use for the purpose of dumping and

is bio-remediated. A portion of remaining land of 16.72 acres (capped and covered) is used to set up a new landfill site which is currently being used to dump inerts only.

- ii. Since, all the processing facilities are fully functional, therefore, only inerts/rejects are being dumped onto the new landfill site. The bio-soil generated during bio-remediation was used for filling low lying places of Chandigarh. The C& D waste was processed at C& D Waste Processing Plant. The RDF generated was supplied to cement manufacturing plants.

3.3.5 NGT Direction: We direct to ensure the operation of existing waste processing facilities with due Authorisation, compliance with norms, defining utilisation of Products and management of pre and post-rejects. Further, it must be ensured that no unprocessed or other waste is deposited at remediated legacy waste sites. The leachate treatment plant should be properly maintained and there should be no effluent spills around it. There should be no stagnation of leachate within the premise on account of effluents bypassing the leachate treatment plant.

Status:

- i. All the waste processing facilities are operational with due Consent/Authorization. There is 100% collection, scientific processing and treatment of all categories of Municipal Solid Waste (MSW). Mass balance diagram for the month of May, 2025 of municipal solid waste generated, transferred, processed and disposed of is attached as **Annexure 'F'**.



Director Environment
Chandigarh Administration

It is ensured that no unprocessed waste is dumped at cleared sites. Further, it is also ensured that the LTPs are fully functional and there is no spillage/stagnation of leachate in/around wet waste treatment facility.

SEWAGE TREATMENT PLANTS



STP DHANAS



STP MALOYA

[Handwritten signature]

Director Environment
Chandigarh Administration




STP DIGGIAN



STP RAIPUR KALAN - I



Director Environment
Chandigarh Administration



STP KISHANGARH



STP RAIPUR KHURD


Director Environment
Chandigarh Administration



STP RAIPUR KALAN –II




STP 3BRD

Shms


Director Environment
Chandigarh Administration

HORTICULTURE WASTE PROCESSING PLANT



Director Environment
Chandigarh Administration




WET WASTE PROCESSING PLANT/ COMPOST PLANT



[Handwritten signature]


Director Environment
Chandigarh Administration

BIOMETHANATION PLANT



Director Environment
Chandigarh Administration

DRY WASTE PROCESSING PLANT/ RDF PLANT





Director Environment
Chandigarh Administration

COCONUT SHREDDER




Director Environment
Chandigarh Administration

CLOTH/ MATTRESS SHREDDER



[Handwritten signature]


Director Environment
Chandigarh Administration

MIXED WASTE SEGREGATION MACHINE



Director Environment
Chandigarh Administration

MATERIAL RECOVERY FACILITIES



[Handwritten Signature]
 Director Environment
 Chandigarh Administration

ANNEXURE C

Details of Consent/ Authorization granted to MSW Processing Sites

S.No.	Name of unit	Consent No. /Authorization No.	Issue date	Validity
1.	Garbage Transfer Station cum MRF, Sector-25, Dadu Majra, Chd.	CTO/renew/25/604382 CPCC/2025/HWM/G3701/604382	24.02.2025 24.02.2025	10.02.2028 10.02.2028
2.	Garbage Transfer Station cum MRF, 3BRD, Air Force Station Area, Chd.	CTO/renew/25/604344 CPCC/2025/HWM/G3702/604344	24.02.2025 24.02.2025	10.02.2028 10.02.2028
3.	Garbage Transfer Station cum MRF, Public Health Store, Indl. Area, Ph-I, Chd.	CTO/renew/25/604288 CPCC/2025/HWM/G3703/604288	24.02.2025 24.02.2025	10.02.2028 10.02.2028
4.	Solid Waste Management Plant, Opposite Dumping Ground, Sector 25 (West), Dadu Majra, Chd.	CPCC/2025/R526/38/2224	20.01.2025	30.11.2027
5.	Sanitary Landfill Site, Sector 38, Dadu Majra Colony, Chd.	CPCC/2025/R3777/44/2895 CPCC/2024/HWM/R3777/36/1942	26.03.2025 06.12.2024	28.02.2030 31.10.2027
6.	Akanksha enterprises, Near Daddu Majra Colony Rd. Sector 25 (W), Chd.	CPCC/2023/R3807/540126	10.04.2024	31.10.2025
7.	Horticulture Waste Processing Plant, 3 BRD, Air Force Station, Chd.	CPCC/2023/G3836/456456	02.03.2023	31.01.2033
8.	Wet Waste Treatment Unit (MCC), Dumping Ground, Dadumajra, Chd.	CPCC/2024/R3891/22/1421	10.09.2024	28.02.2026


 Director Environment
 Chandigarh Administration


LEACHATE TREATMENT PLANTS



100 KLD LTP WITH COMPOST PLANT



26 KLD LTP WITH NEW LANDFILL SITE


Director Environment
Chandigarh Administration

Subject: Survey of reclaimed land of 20 Acres of old Dumpsite in Dumping Ground, Daddumajra.

In this connection, it is submitted that the Executive Engineer, Solid Waste Management Divn. M:C., Chandigarh vide Memo No. 284, dated 12.03.2025 has requested to the Deputy Commissioner, U.T., Chandigarh for conducting survey of the 20 acres of the reclaimed land of old dumpsite at Dumping Ground, Dadumajra.

As per the orders of the worthy Deputy Commissioner, U.T., Chandigarh, the survey/demarcation of the vacant land of dumping ground was done in the presence of the following officers/officials:

1. Sh. Vishal Sharma, SDE
2. Sh. D. P. Pandey, Tehsildar,
3. Municipal Corporation, U.T., Chandigarh.
4. Sh. Vikas, JE
5. Sh. Ram Chander, Patwari (Revenue)
6. Sh. Tara Chand, Patwari (MC)
7. Sh. Asish, DEO

After conducting survey/demarcation, the patwari Halqa has submitted his report. As per the report of the patwari Halqa, the land in question i.e. vacant land in the dumping ground was identified by Sh. Vishal Sharma, SDE and thereafter, measurement of vacant land was done through the measuring tape (फीता). As per the survey/demarcation, the area of the vacant land was approx. 24.75 Acres (618.75 Sq. Yards). It is pertinent to mention here that the land as mentioned above is acquired land. Copy of report of patwari Halqa alongwith attendance sheet and map are placed at flag "A", "B" and "C" respectively.


Submitted for kind information please.


Director Environment
Chandigarh Administration

MA

23/4/25

m-s


22/04/25


रिपोर्ट निशानदेही

श्री मात्र जी,

आज आगत हुक्म जवानी तहसीलवार (R) 50 वीं

चण्डीगढ़ के मुताबिक निशानदेही खाली जमीन डायमिंग ग्राउंड
जो कि विशाल शर्मा SDE द्वारा फिरवाइ गई क्लरिफाइड
ये जमीन पहले ही चण्डीगढ़ प्रशासन द्वारा हस्तांतरण
लिसन्सी मौजा पर खाली जमीन की निशानदेही की गई
जो कि लगभग 24.75 एकड़ हैं (618.75 sq. yard.)
निशानदेही फीत द्वारा फूरो में की गई।

रिपोर्ट पेश है।


22/04/25

R. Patwani
22/04/2025.

Tej R

ll
22/04/25


Director Environment
Chandigarh Administration

ਡਿਪਟੀ ਡਾਇਰੈਕਟਰ (ਮਿਸਟਰ) ਡਿਪਟੀ ਡਾਇਰੈਕਟਰ
ਫੋਟੋ ਡਾਇਰੈਕਟਰ।

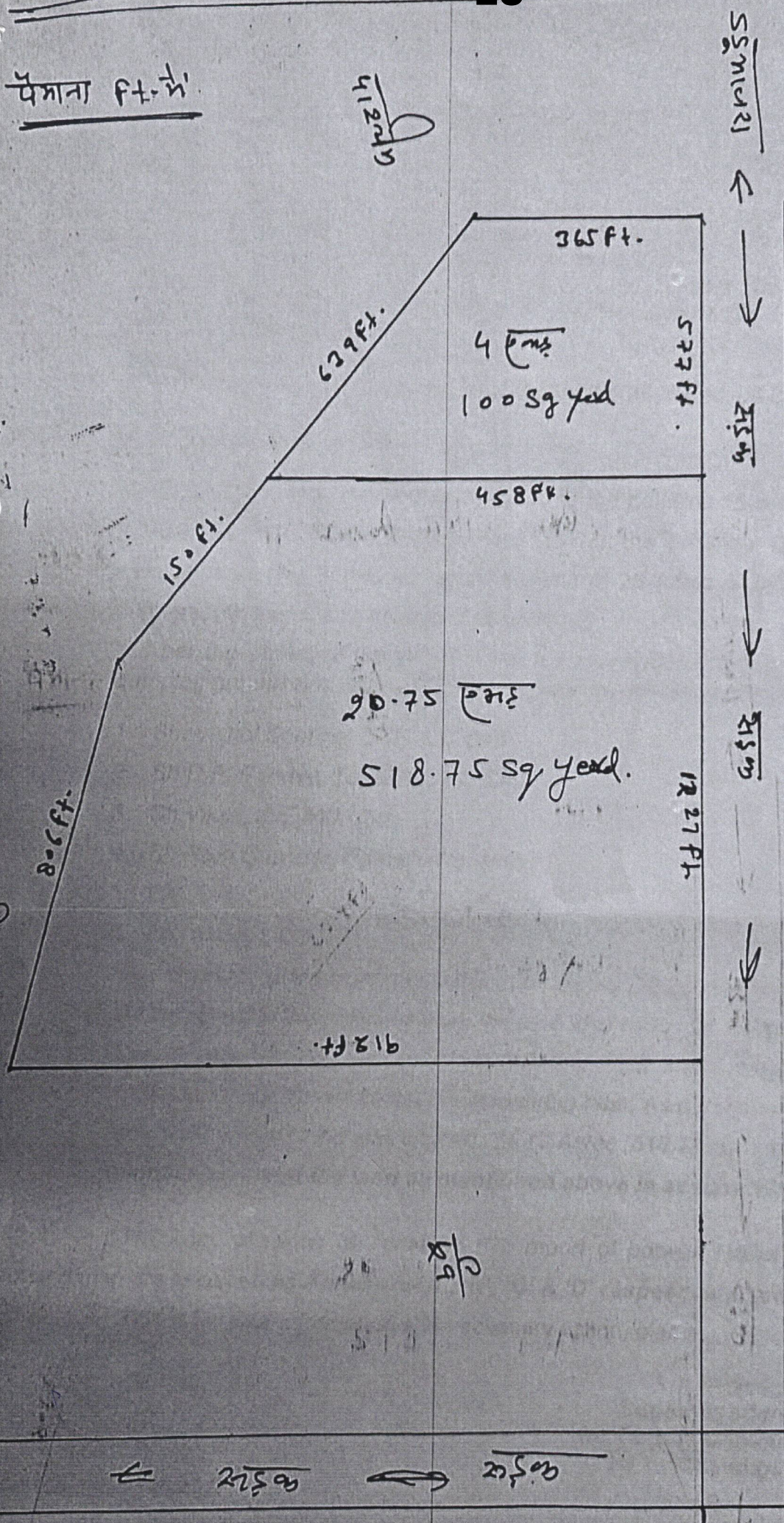
ਸੰਖਿਆ 22/4/25 ਨੂੰ ਡਿਪਟੀ ਡਾਇਰੈਕਟਰ ਡਿਪਟੀ ਡਾਇਰੈਕਟਰ
ਡਿਪਟੀ ਡਾਇਰੈਕਟਰ ਡਿਪਟੀ ਡਾਇਰੈਕਟਰ ਡਿਪਟੀ ਡਾਇਰੈਕਟਰ
ਡਿਪਟੀ ਡਾਇਰੈਕਟਰ ਡਿਪਟੀ ਡਾਇਰੈਕਟਰ ਡਿਪਟੀ ਡਾਇਰੈਕਟਰ

- 1 ਪਹਿਲੀ ਡਿਪਟੀ ਡਾਇਰੈਕਟਰ ਡਿਪਟੀ ਡਾਇਰੈਕਟਰ — R. Patwari.
- 2 ਡਾਇਰੈਕਟਰ — ਡਿਪਟੀ ਡਾਇਰੈਕਟਰ (J.E.) — Mrs. Chahal, 24/4
- 3 ਡਿਪਟੀ ਡਾਇਰੈਕਟਰ — Deo ਡਿਪਟੀ ਡਾਇਰੈਕਟਰ. — ~~ਡਿਪਟੀ ਡਾਇਰੈਕਟਰ~~
- 4 ਡਿਪਟੀ ਡਾਇਰੈਕਟਰ — S.D.E. —
- 5 ਡਿਪਟੀ ਡਾਇਰੈਕਟਰ ਪਹਿਲੀ (M.C.) —
- 6 ਡਿਪਟੀ ਡਾਇਰੈਕਟਰ (M.C.) —

[Handwritten signature]

Director Environment
Chandigarh Administration

पैमाना Ft. मे



5/12

[Handwritten signature]

[Handwritten signature]

[Handwritten signature]

Director Environment
City Health Administration

← 275m → 275m

Month:- May'25

(B) Daily Solid Waste Generation and Treatment Details:-

Waste generation (in TPD)	Waste collection (in TPD)	Break up of Waste Generated (in TPD)										Waste disposed at landfill site (in TPD)		
		a)	b)				c)	d)	e)				f)	g)
		Wet waste	Dry waste				Domestic Hazardous waste	Sanitary waste	Horticulture waste (HW)			Mandi waste	Mixed Waste	
			(i) Recyclable Plastic	(ii) Other Recyclables	(iii) Non Recyclable material	(iv) Coconut shell waste			(i) Pruned waste sent to HW plant	(ii) Waste in parks/green belts for in-situ composting	(iii) Household/ roadside waste for land composting			
487	487	189	8	-	90	5	-	1	7	15	95 (86+6+3)	1	76 (74+2)	27 Inert Wet: 20 Inert Dry: 5 Mix: 2
Method of treatment of each category														
		a)	b) (i)	b) (ii)	b) (iii)	b) (iv)	c)	d)	e) (i)	e) (ii)	e) (iii)	f)	g)	
		Windrow	Sold to Recyclers	-	Waste to RDF	Waste to RDF	Incineration	Incineration	Waste to Bio-Fuel	Waste to Compost	Waste to Compost	Waste to Energy	Mechanical segregation in Dry & Wet waste	
Final product after processing and usage details (RDF, compost etc.)														
		a)	b) (i)	b) (ii)	b) (iii)	b) (iv)	c)	d)	e) (i)	e) (ii)	e) (iii)	f)	g)	
		Compost 8 TPD	-	-	RDF: 64 TPD	RDF: 1 TPD	-	-	RDF (briquette) : 3 TPD	Compost: 1.5 TPD	Compost: 10 TPD	Elec: 4.387 Kwh/d	Dry: 9 TPD Wet: 17 TPD Inert: 0 TPD	
		Inert: 20 TPD			Inert: 5 TPD	Inert: 0 TPD					RDF: 4 TPD			

Director Environment
Chandigarh Administration